

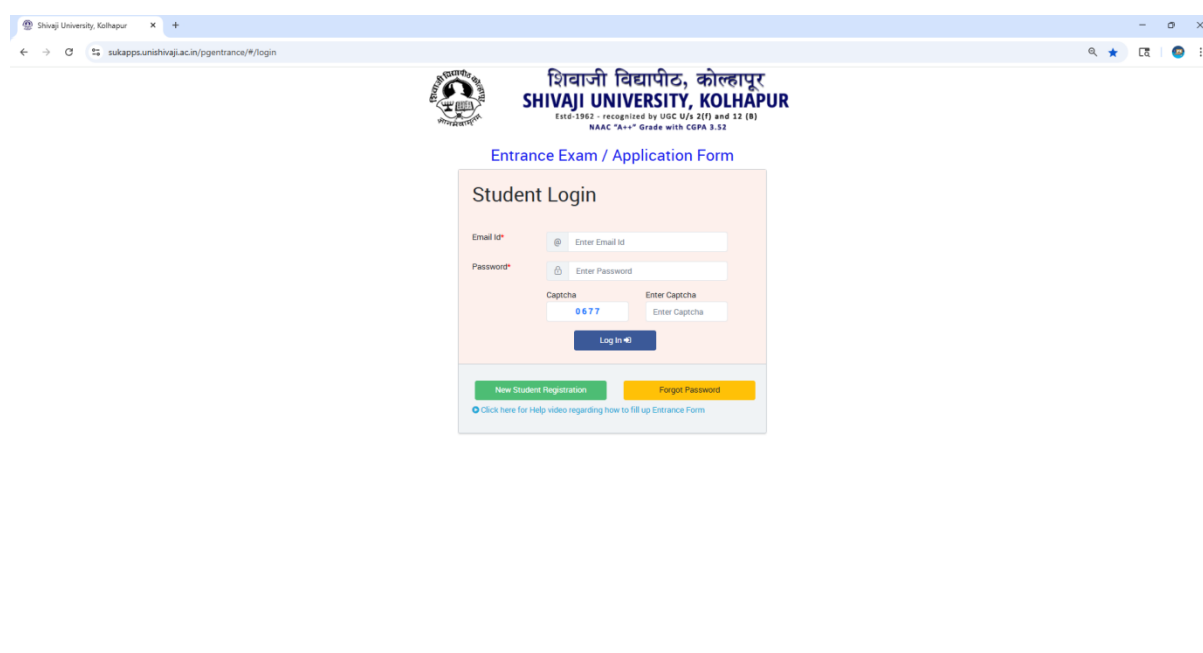
How to Register for the Online M. Sc. (Mathematics) Programme – Shivaji University

This document serves as a step-by-step guide for registering in the Online M. Sc. (Mathematics) Programme offered by the Centre for Distance and Online Education (CDOE), Shivaji University, Kolhapur.

Step 1: Visit the Registration Portal

Go to the official registration portal:

👉 <https://sukapps.unishivaji.ac.in/pgentrance/#/login>




The screenshot displays the official registration portal for Shivaji University, Kolhapur. The page features the university's logo and name in both Marathi and English. Below the header, there is a link to the 'Entrance Exam / Application Form'. The main section is titled 'Student Login' and contains a form with the following fields: 'Email ID' (with an '@' icon), 'Password' (with a lock icon), and 'Captcha' (with a refresh icon). The Captcha field shows the number '0677'. A 'Login' button is located below the form. At the bottom of the login section, there are two buttons: 'New Student Registration' (green) and 'Forgot Password' (yellow). A small link for help is also present.

Step 2: New Student Registration

- Click on the “**New Student Registration**” button.
- Fill in your **First Name, Last Name, Mother’s Name, and Date of Birth**.
- Click on “**Next**”.

Shivaji University, Kolhapur

sukapps.unshivaji.ac.in/pgentrance/#/studentregister

 शिवाजी विद्यापीठ, कोल्हापूर
SHIVAJI UNIVERSITY, KOLHAPUR
Est'd-1962 - recognized by UGC U/A 2(f) and 12 (B)
NAAC "A++" Grade with CGPA 3.52

Student Registration

First Name *

Last Name *

Mother Name *

Date Of Birth *

Instructions:


1. Your mail id is your login id
2. All further communication will be made on this email
3. Remember User Name and password.
4. Password must be at least 8 characters.
5. Password must contain: Numbers, Lowercase Letters, Uppercase Letters, Special Characters.
6. * Indicates this field is mandatory

Step 3: Email Verification

- Enter your **Email ID**.
- Complete the **Captcha** and request an **OTP**.
- Enter the OTP received in your email.
- Click on “**Confirm OTP and Next**”.

Shivaji University, Kolhapur

sukapps.unshivaji.ac.in/pgentrance/#/studentregister

 शिवाजी विद्यापीठ, कोल्हापूर
SHIVAJI UNIVERSITY, KOLHAPUR
Est'd-1962 - recognized by UGC U/A 2(f) and 12 (B)
NAAC "A++" Grade with CGPA 3.52

Student Registration

OTP will send on Email id for verification. Please enter valid Email id

Email Verification

All further communication will be made on this email

EmailID as Username *

Captcha

Enter OTP sent on your Email*

Instructions:

1. Your mail id is your login id
2. All further communication will be made on this email
3. Remember User Name and password.
4. Password must be at least 8 characters.
5. Password must contain: Numbers, Lowercase Letters, Uppercase Letters, Special Characters.
6. * Indicates this field is mandatory

Step 4: Mobile Number Verification

- Enter your **valid mobile number**.
- Complete the **Captcha** and request an **OTP**.
- Enter the OTP received via SMS.
- Click on “**Confirm OTP and Next**”.

The screenshot shows the 'Student Registration' page of Shivaji University, Kolhapur. The page header includes the university's logo and name in Marathi and English, along with its establishment year (1962) and NAAC 'A++' Grade. The main content area is titled 'Student Registration' and includes a note: 'OTP will send on Mobile Number for verification. Please enter valid Mobile Number.' Below this, there is a 'Mobile Number Verification' section with fields for 'Mobile Number', 'Captcha' (displaying '2249'), and 'Enter OTP sent on your Mobile Number'. A red button labeled 'Send verification OTP' is positioned between the captcha and OTP fields. A blue button labeled 'Confirm OTP & Next' is at the bottom of the verification section. To the right of the verification fields is a 'Log in' button. At the bottom, there are 'Instructions' for users, including details about email communication, password requirements (at least 8 characters, including numbers, lowercase letters, uppercase letters, and special characters), and a note that an asterisk (*) indicates mandatory fields.

Step 5: Set Password

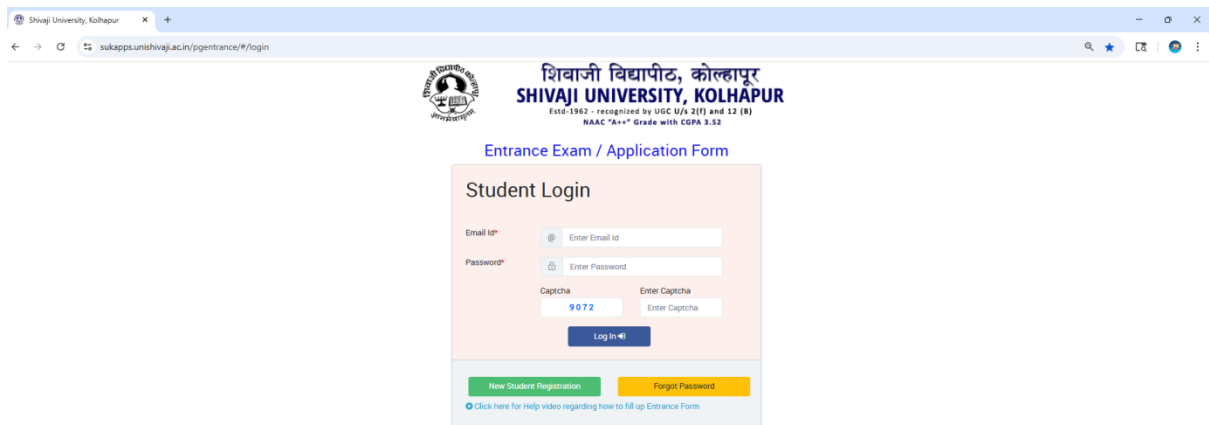
- Create a **secure password** and confirm it by re-entering.
- Click on “**Submit**”.

The screenshot shows the 'Student Registration' page of Shivaji University, Kolhapur, at the 'Set Password' step. The page header is identical to the previous screenshot. The main content area is titled 'Student Registration' and includes a 'User Name' field with the value 'cdoe_yt@unishivaji.ac.in'. Below this, there are two password fields: 'Password' and 'Confirm Password', both with placeholder text 'Enter Password'. A blue 'Submit' button is located between the two password fields. To the right of the password fields is a 'Log in' button. At the bottom, there are 'Instructions' for users, including details about email communication, password requirements (at least 8 characters, including numbers, lowercase letters, uppercase letters, and special characters), and a note that an asterisk (*) indicates mandatory fields.

Your registration is now complete. You can log in using your registered email ID and password.

Step 6: Login to Your Account

- Enter your **registered email ID, password, and captcha.**
- Click on the **“Login”** button.



The screenshot displays the Shivaji University, Kolhapur website. At the top, the university's name is written in Hindi (शिवाजी विद्यापीठ, कोल्हापूर) and English (SHIVAJI UNIVERSITY, KOLHAPUR). Below the name, it states 'Estd-1962 - recognized by UGC U/s 2(f) and 12 (B)' and 'NAAC "A++" Grade with GPA 3.52'. The main heading is 'Entrance Exam / Application Form'. The 'Student Login' section contains the following fields and buttons:

- Email ID***: A text input field with the placeholder 'Enter Email Id'.
- Password***: A text input field with the placeholder 'Enter Password'.
- Captcha**: A text input field showing the number '9072' and a placeholder 'Enter Captcha'.
- Log In**: A blue button with a right-pointing arrow.
- New Student Registration**: A green button.
- Forgot Password**: A yellow button.
- [Click here for Help video regarding how to fill up Entrance Form](#): A link with a play icon.

Step 7: Complete Your Profile

- Click on the **“Profile”** option in the left-hand panel.
- Fill in all the required personal, academic, and other information as prompted.
- Click on **“Next”** to save each section.

Shivaji University, Kolhapur

sukapps.unishivaji.ac.in/pgentrance/#/studentdetails/personalinfo

SHIVAJI UNIVERSITY, KOLHAPUR

User Name : tejestamgave2002@gmail.com

Personal

Photo

Address

Bank Details

Qualifying Exam

Document Upload

Personal Information

Last Name*
TAMGAVE

First Name*
TEJAS

Middle Name*
SHRENIK

Mother's Name*
ANITA

Full Name*
TAMGAVE TEJAS SHRENIK

Date of Birth*
30-12-2002

Gender*
Male

Blood Group*
A+

Mobile No.*
7263922125

Alternate Mobile No.
Alternate Mobile No

E-mail*
tejestamgave2002@gmail.com

Alternate E-mail (If any)
Alternate E-mail id

Marital Status*
Single

Mother Tongue*
Marathi

Nationality*
Indian

Orphan(SPBP)*
No

Religion*
Jain

Caste*
JAIN

Minority*
Yes

Minority Type*
Jain

Student Category*
OPEN

Other Reservation Type*
Not Applicable

Are you a child of Permanent Employee of Shivaji University or its Affiliated College?*

No

Physical Challenged(विद्यार्थी)*
No

Ward of Ex-Servicemen*
No

Aadhar No.*
804667725716

PAN Card No.
BZNP15486J

Passport No.
Passport No.

Driving License No
Driving License

Urban/Rural*
Rural

Identification Mark
Identification Mark

Enter VoterID No*

Shivaji University, Kolhapur

sukapps.unishivaji.ac.in/pgentrance/#/studentdetails/personalinfo

SHIVAJI UNIVERSITY, KOLHAPUR

User Name : tejestamgave2002@gmail.com

Single

Marathi

Indian

No

Religion*

Caste*

Minority*

Minority Type*

Student Category*

Jain

JAIN

Yes

Jain

OPEN

Other Reservation Type*
Not Applicable

Are you a child of Permanent Employee of Shivaji University or its Affiliated College?*

No

Physical Challenged(विद्यार्थी)*
No

Ward of Ex-Servicemen*
No

Aadhar No.*
804667725716

PAN Card No.
BZNP15486J

Passport No.
Passport No.

Driving License No
Driving License

Urban/Rural*
Rural

Identification Mark
Identification Mark

Enter VoterID No*

Do you want to apply for voter id?
XTX8055873

Do you want to apply for Hostel?*

Do you want to apply Industrial Quota?*

Last Qualifying Exam Passed/Appeared*

ABC No.*
299474954998

Under Graduate (Appearing/Passed)

Are you from border area? (दुधई चौक भागातील आहेत का?)*

Guardian's/Parent's Occupation*

Guardian's/Parent's Mobile No.*
9022162690

Family Annual Income In Rs.*
75000

Fee Concession (If Applicable)
Not Applicable

Sukappa's Unishivaji.ac.in/pgentrance/#/studentdetails/BankDetails

SHIVAJI UNIVERSITY, KOLHAPUR

User Name - tejastamgeve2002@gmail.com

Home / Bank Details

Personal Photo Address Bank Details Qualifying Exam Document Upload

Bank Details

▲ Bank Details will be used for payments from University if any.

Bank Name*	Branch Name*	
HDFC	PETH BHAG SANGLI	
Account No*	ReEnter Account No*	IFSC Code*
50100395112415	50100395112415	HDFC0009321

< Previous You can not modify information. Next >

Shivaji University, Kolhapur

sukapps.unishivaji.ac.in/pgentrance/#/studentdetails/examdetails

शिवाजी विद्यापीठ, कोल्हापूर
SHIVAJI UNIVERSITY, KOLHAPUR

User Name - tejestamgave2002@gmail.com

Home / Qualifying Exam

Personal Photo Address Bank Details Qualifying Exam Document Upload

Qualifying Exam Details

Information of SSC and HSC/Equivalent is mandatory.
Information of UG and PG is depends on your Last Qualifying Exam Details.
SSC अलि HSC वा एचएचसी महिली पाले अधिपार अले
UG अलि PG बदलले महिली तुपच सेटपच एडिपच महिलीर अलातुर अले.

Qualifying Exam (SSC/HSC and UG Information is Mandatory)*
University/Board State*
University/Board*

You can not modify information.

Action	Sr. No.	Level	Exam Name	University/Board	Type	Seat No.	Month	Year	Percentage	Grade	Duration
<input checked="" type="checkbox"/>	1	HSC (12th) / Equivalent	HSC/ Equivalent	Kolhapur Board	Passed	X101290	March	2022	62	A	
<input checked="" type="checkbox"/>	2	UG	B com	Shivaji University, Kolhapur	Passed	15391	March	2025	62.28	A	3 Year
<input checked="" type="checkbox"/>	3	SSC	SSC	Kolhapur Board	Passed	P089369	March	2018	77.8	A	

Previous Next

Shivaji University, Kolhapur

sukapps.unishivaji.ac.in/pgentrance/#/studentdetails/documentupload

शिवाजी विद्यापीठ, कोल्हापूर
SHIVAJI UNIVERSITY, KOLHAPUR

User Name - tejestamgave2002@gmail.com

Home / Document Upload

Personal Photo Address Bank Details Qualifying Exam Document Upload

Upload Documents

Documents for provisional eligibility verification. After due verification with original document.
Please upload certificates if you belong to any reservation category. other wise documents are not required.
तुमी कोणत्याही आरक्षण कोटीची खंयडिल आसतल्ल कुपच प्रमापचे अपलोड करा, इतर निहाय कागदपत्रांची आसतल्ल नाही.
Document should not be greater than 2 MB.
* indicates Mandatory Documents.

Document Checking Status

Sr.No	Program/Subject	Documents Status
1	Master of Business Administration Through Online Mode(CBES) Centre for Distance And Online Education	

Sr.No.	Document Name	Attach File	File	Reject Status(If Rejected)
1	Minority Certificate*	Choose File No file chosen	Upload	minority certificate.pdf
2	SSC Document*	Choose File No file chosen	Upload	ssc certificate.pdf
3	HSC/Equivalent Document*	Choose File No file chosen	Upload	hsc certificate.pdf
4	1 Year Marksheet (UG)*	Choose File No file chosen	Upload	202223.pdf
5	2 Year Marksheet (UG)*	Choose File No file chosen	Upload	202324.pdf
6	3 Year Marksheet (UG)	Choose File No file chosen	Upload	3rd year marksheet.pdf
7	Other Document 1	Choose File No file chosen	Upload	Deb id .pdf
8	Other Document 2	Choose File No file chosen	Upload	ABOD.pdf

Step 8: Apply for Program

- After completing your profile, click on “Apply for Programs”.
- Choose the following:
 - Program Type:** Online
 - Program Name:** Masters of Science (NEP 2020)

- **Subject:** Centre for Distance and Online Education MSc Maths
- **Exam Centre:** Centre for Distance and Online Education
- Click on “Add”.

SHIVAJI UNIVERSITY, KOLHAPUR

User Name : vishuvanur2025@gmail.com

Home / Applying for programs

Applying for programs

You can apply multiple program at one time
एकाच रजिस्ट्रेशन ई-मेल id वर आपण एकापेक्षा जास्त अभ्यासक्रमास प्रवेश अर्ज भरू शकता.

Program Type*

Program Name*

Subject*

Exam Center*

टीप - विद्यार्थी संश्लेषण ऑनलाइन परीक्षा केंद्र निश्चित करणे विद्यापीठातील वेब पेजवर पाहणे.
Note - Students should note that final entrance examination centers will be decided on the number of students.

If your Fee is Debited from your bank account then login or refresh the page and please Confirm receipt is generated or not. (In case of failure in payment please wait for 1 hour, check the receipt, then retry for another payment.)
(तुमचे शुल्क तुमच्या बँक खात्यातून डेबिट झाले असल्यास पुन्हा लॉगिन करा आणि वेब पेज रिफ्रेश करा आणि शुल्क पावली कन्फर्म झाले आहे की नाही याची खात्री करा. (फेमेंट असल्यास कृपया 1 तास प्रतीक्षा करा, पावली तफावत, नंतर दुसऱ्या वेब पेजवर लॉगिन पुन्हा प्रयत्न करा.)

Sl.	Program Name	Department Name	Exam Center	Fee Rs.	LOT No.
1	Master Of Science (NEP 2020)	Centre for Distance And Online Education Online Maths	Centre For Distance & Online Education	300	2
2	Master of Business Administration Through Online Mode(CBCS)	Centre for Distance And Online Education		300	2
				Total Fee:	600

Payment Status: **Not Paid** **Total Fee Amount: 600**

Computer Center, Shivaji University, Kolhapur © 2021.

Step 9: Pay Application Fee

- Pay the **application processing fee of ₹300**.
- After successful payment, your documents will be verified by the University.

IT Co-ordinator: 7057054020/ 7972816695