

Help Document

How to Register and Access the Certificate Courses

Centre for Distance and Online Education (CDOE), Shivaji University, Kolhapur

Step 1: Open the Registration Portal

Open your preferred web browser and visit the following link:

➡ https://sukapps.unishivaji.ac.in/lms_stud_reg_app/#/login



The screenshot displays the Shivaji University, Kolhapur Learning Management System (LMS) Student Registration Portal. The header includes the university's logo and name in Marathi and English, along with accreditation details. The main content area features a 'Student Login' form with input fields for 'Email id' and 'Password', a 'Log In' button, and two buttons at the bottom: 'Students Registration' (green) and 'Forgot Password' (yellow).

Step 2: Student Registration

- Click on **“Student Registration”** on the login screen.



LMS Student Registration

First Name *



FIRST NAME

Last Name *



LAST NAME

Middle Name *



MIDDLE NAME

Mother Name *



MOTHER NAME

Date Of Birth *



Birth Date

Next →

Instructions:

1. Your mail id is your login id
2. All further communication will be made on this email
3. Remember User Name and password.
4. Password must be at least 8 characters.
5. Password must contain: Numbers, Lowercase Letters, Uppercase Letters, Special Characters.
6. * Indicates this field is mandatory.

Log In ↗

Step 3: Enter Personal Details

- Fill in your **First Name**, **Last Name**, **Middle Name**, **Mother's Name**, and **Date of Birth**.
- Click the **“Next”** button to proceed.



LMS Student Registration

OTP will send on Email Id for verification. Please enter valid Email Id.

Email Verification

All further communication will be made on this email

EmailID as Username *

enter email id

☐ Already have OTP ☐ Request OTP

Enter OTP sent on your Email*

Enter Email OTP

Instructions:

1. Your mail id is your login id
2. All further communication will be made on this email
3. Remember User Name and password.
4. Password must be at least 8 characters.
5. Password must contain: Numbers, Lowercase Letters, Uppercase Letters, Special Characters.
6. * Indicates this field is mandatory.

Step 4: Email Verification

- Enter your **Email ID** and click on “**Request OTP**”.
- Then click on “**Send OTP**”.
- Enter the **OTP** received in your email.
- Click on “**Confirm OTP and Next**” to continue.



LMS Student Registration

OTP will send on Mobile Number for verification. Please enter valid Mobile Number.

Mobile Number Verification

Mobile Number *

Mobile Number

☐ Already have OTP ☐ Request OTP

Enter OTP sent on your Mobile
Number*

Mobile OTP

Instructions:

1. Your mail id is your login id
2. All further communication will be made on this email
3. Remember User Name and password.
4. Password must be at least 8 characters.
5. Password must contain: Numbers, Lowercase Letters, Uppercase Letters, Special Characters.
6. * Indicates this field is mandatory.

Step 5: Mobile Number Verification

- Enter your **Mobile Number** and click on “**Request OTP**”, then “**Send**”.
- Enter the OTP received on your mobile number.
- Click “**Confirm OTP and Next**”.

Step 6: Login to the Portal

- After registration, use your **Email ID and Password** to log in.
- Click on the “**Log in**” button.



शिवाजी विद्यापीठ, कोल्हापूर

SHIVAJI UNIVERSITY, KOLHAPUR

Estd-1962 - recognized by UGC U/s 2(f) and 12 (B)
NAAC “A++” Grade with CGPA 3.52

LEARNING MANAGEMENT SYSTEM (LMS)

STUDENT REGISTRATION PORTAL

Student Login

Email Id*

@

Password*

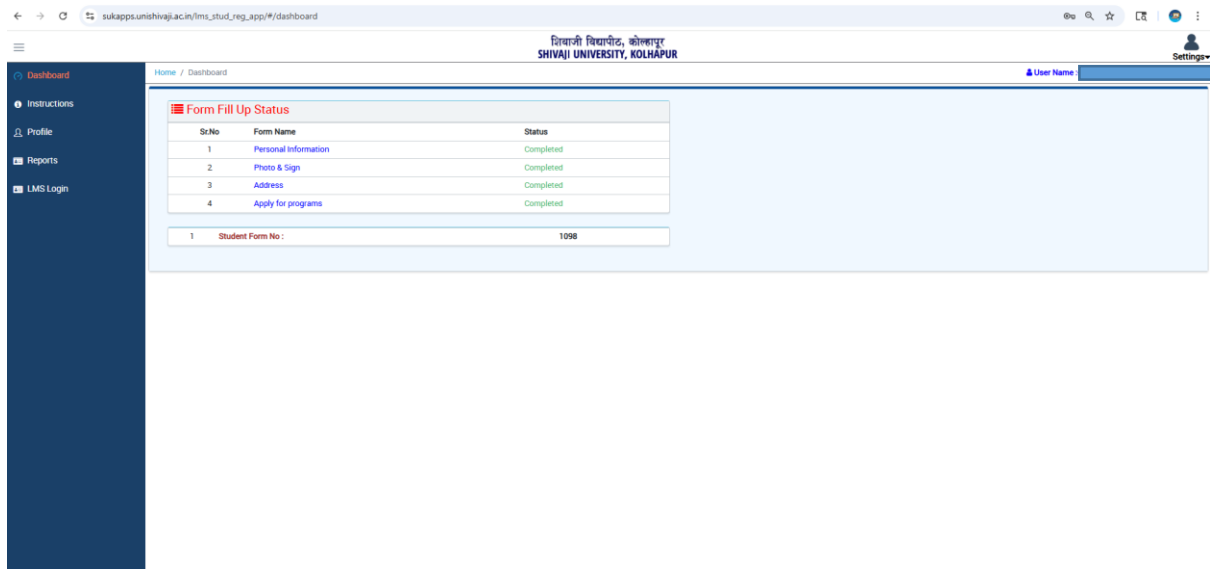
Log In ➔

Students Registration

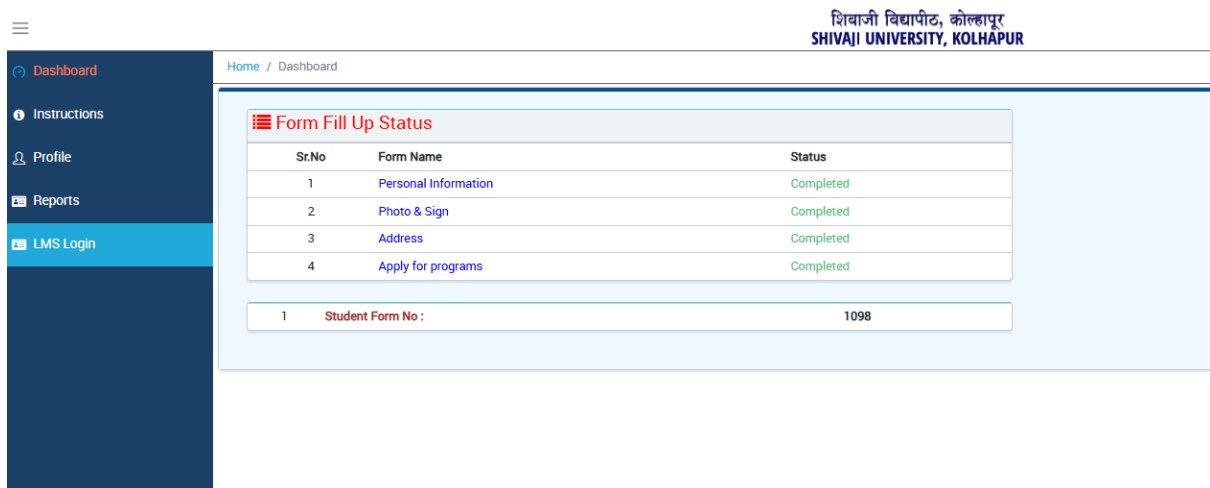
Forgot Password

Step 7: Accessing the Certificate Course

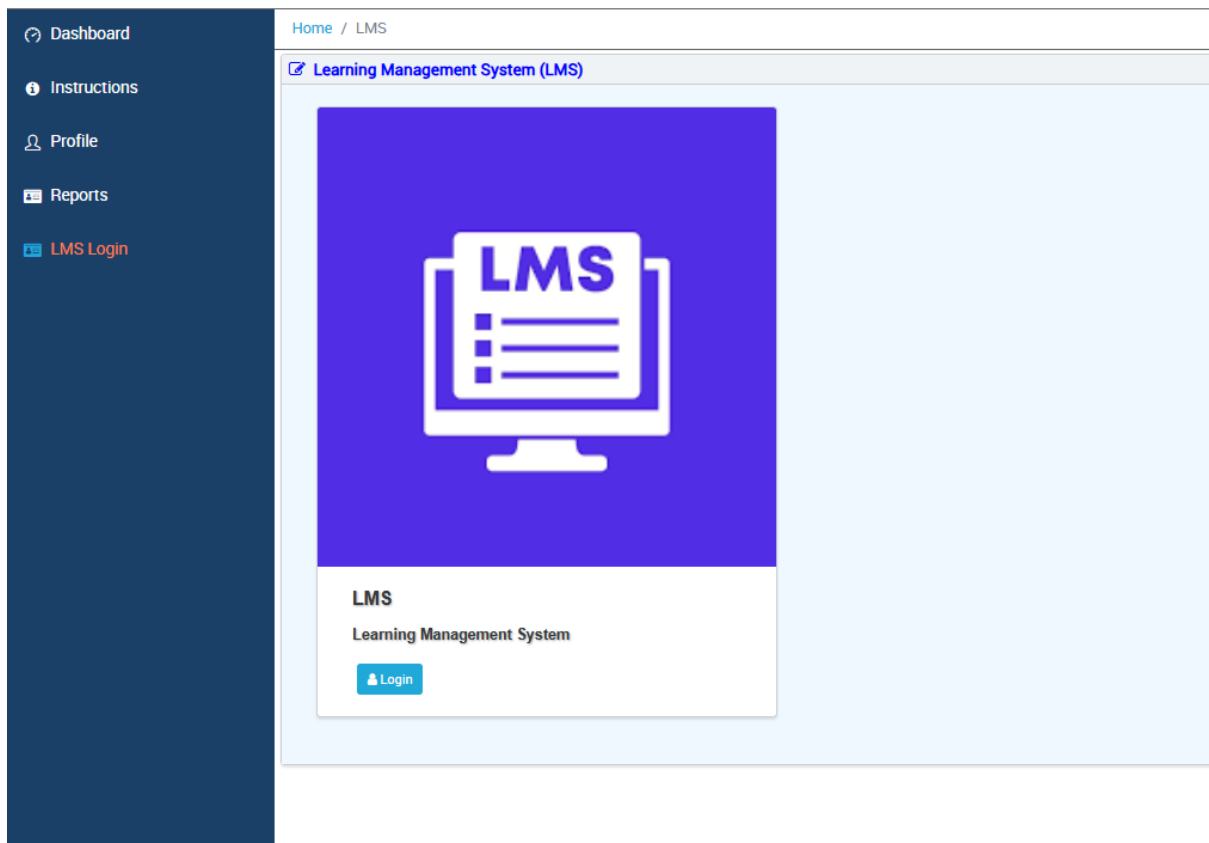
- After logging in, the **Dashboard** will be displayed.



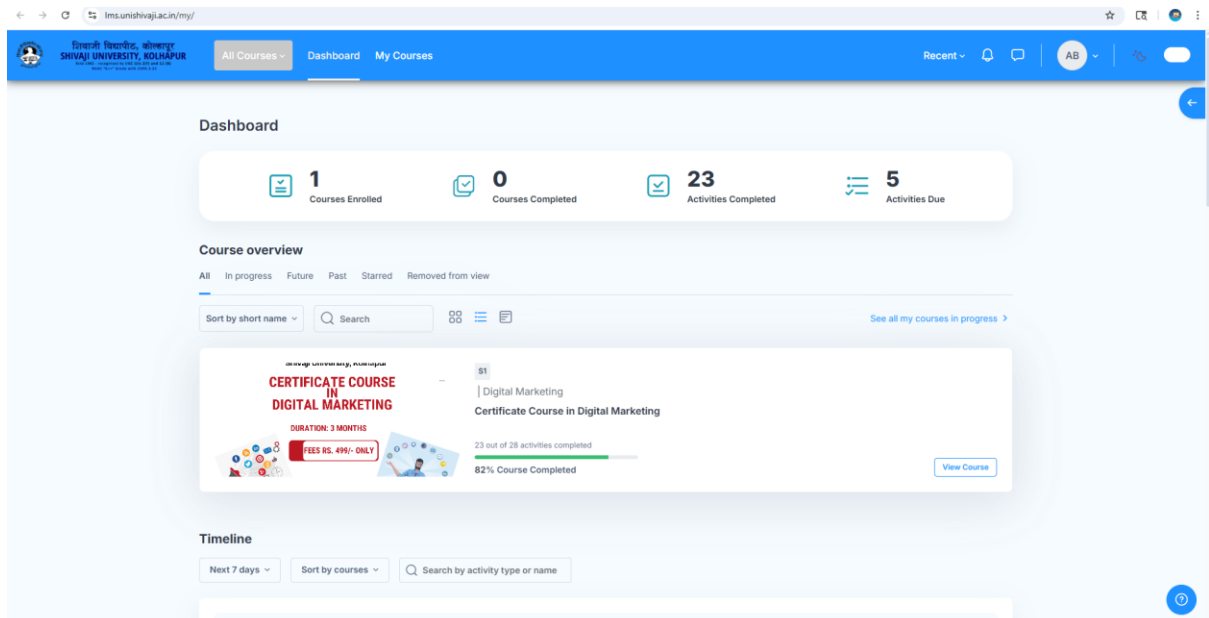
- From the **left panel**, click on “**LMS Login**”.



- Then click on the “**Login**” button.



This will redirect you to the **Learning Management System (LMS)**, where you can access your enrolled certificate course.



Step 8: Explore the Course Content

- Click on the course title to view its contents.
- You will find:

- **Module-wise videos**
- **Quizzes/Assignments**
- **SLMs (Self Learning Material) under Additional Resources**

The top screenshot displays the LMS interface for Shivaji University. The header includes the university logo, name, and navigation links like 'All Courses', 'Dashboard', and 'My Courses'. The user's initials 'AB' are visible in the top right. The main content area shows the 'Introduction' page for a 'Certificate Course in Digital Marketing'. A large banner features the text 'IN DIGITAL MARKETING' and 'DURATION: 3 MONTHS'. Below the banner, it indicates the course is 82% complete and lists participants 'Ketaki Kambale' and 'Naziya Mullani'. A 'Resume' button is present. The left sidebar shows a 'Course Menu' with a list of topics under 'Module 1' and 'Module 2'.

The bottom screenshot shows the 'Course Menu' with progress bars for 'Module 1', 'Module 2', and 'Module 3' all at '100% complete'. 'Module 4' has a 'Let's Start' button. The 'Quiz' section is also at '100% complete'. The 'Additional Resources' section has a 'Let's Start' button. Below these, the 'Edwiser Rating and Review' section shows '0 Course Rating' with a 'Write a Review' button. The 'Reviews' section states 'No Reviews found'. The left sidebar continues the course menu with topics for 'Module 3' and 'Module 4'.

Step 9: Logout

To securely log out:

- Click on your **initials** at the top-right corner.
- Select **“Logout”** from the dropdown menu.



Shri Chhatrapati Shahu Maharaj Shiksha Kendra

SHRI CHHATRAPATI SHAHU MAHARAJ SHIKSHA KENDRA

Warananagar, Warananagar, Warananagar

All Courses

Dashboard

My Courses

Recent

AB

15. Facebook featured video an...

16. Steps of Creating a Faceboo...

Module 3

17. SEO Types and Benefits

18.Types of Online Advertising

19. Google Adwords, PPC

20. Google Analytics Tracking C...

21. Marketing analytics and mar...

22. Youtube Marketing

Module 4

23. E-mail Marketing Concept a...

24. E-mail Marketing, e-mail Re...

25. Marketing Analytics and Ma...

CDDE-Online Mode / Certificate / DIGITAL MARKETING / P1 / 51

IN

DIGITAL MARKETING

Certificate Course in Digital Marketing

DURATION: 3 MONTHS

Koraki Kambale

Naziya Mullani

82% complete

Course

Participants

Grades

Competencies

Introduction

The Certificate Program in Digital Marketing is a 3-months, 4-credit course designed to

Profile

Grades

Calendar

Private Files

Reports

Preferences

Log Out