



**Shivaji University, Kolhapur**  
**Centre for Distance and Online Education**

**Online MBA**

**Date Extend Notification 2024-25**

Centre for Distance and Online Education, Shivaji University, Kolhapur has extended the date of Admission **till 30.09.2024** for Online M.B.A. Programme (July-August 2024 Session) Interested students can submit their forms through <https://umssshivaji.digiversity.com/Web/CheckListForm.aspx?Offline=1> this link. Instructions and more details are provided on university website using following link <https://online.unishivaji.ac.in/>.

QR Code :



Ref. No.CDOE/25  
Date : 04.09.2024

Dr. V. N. Shinde  
Registrar



शिवाजी विद्यापीठ, कोल्हापूर  
दूरशिक्षण व ऑनलाईन शिक्षण केंद्र

ऑनलाईन एम.बी.ए.

प्रवेश सूचना : शैक्षणिक वर्ष २०२४-२५

दूरशिक्षण व ऑनलाईन शिक्षण केंद्रामार्फत ए.आय.सी.टी.ई. व विद्यापीठ अनुदान आयोग, नवी दिल्ली यांचे अंतर्गत ऑनलाईन एम.बी.ए. अभ्यासक्रमाचे शैक्षणिक वर्ष २०२४-२५ (जुलै-ऑगस्ट २०२४ सेसन) चे प्रवेश अर्ज दि.२४.०७.२०२४ ते दि.३१.०८.२०२४ या कालावधीत ऑनलाईन पद्धतीने मागविण्यात येत आहेत.

तरी इच्छुक विद्यार्थ्यांनी आपले प्रवेश अर्ज <https://umssshivaji.digiversity.com/Web/CheckListForm.aspx?Offline=1> या लिंकवरून ऑनलाईन पद्धतीने भरावेत. याबाबतच्या सूचना व सविस्तर माहितीचा तपशील विद्यापीठ संकेतस्थळावर <https://online.umshivaji.ac.in/> वर उपलब्ध आहे.

QR Code :



आ.क्र.दूरशिक्षण व ऑनलाईन/३८१  
दि. २४/०७/२०२४

डॉ. व्ही. एन. सिंधे  
कुलसचिव

प्रचंड खपाचे एकमेव निःपक्ष व निर्भीड दैनिक

स्थापना  
१९३९

# पुढारी

www.pudhari.com



ESTD 1963  
Approved by UGC (2011)  
with GPA 3.52

**Shivaji University, Kolhapur**  
**Centre for Distance and Online Education**

**Online MBA**

### **Date Extend Notification 2024-25**

Centre for Distance and Online Education, Shivaji University, Kolhapur has extended the date of Admission till **21 / 10 / 2024** for Online M.B.A. Programme (July-August 2024 Session) Interested students can submit their forms through <https://umssshivaji.digiversity.com/Web/CheckListForm.aspx?Offline=1> this link. Instructions and more details are provided on university website using following link <https://online.unishivaji.ac.in/>.

QR Code :



**Ref. No.CDOE/48**  
**Date : 02/10/2024**

**Dr. V. N. Shinde**  
**Registrar**



"A++" Accredited by NAAC (2021)  
with CGPA 3.52

## SHIVAJI UNIVERSITY, KOLHAPUR

### CENTRE FOR DISTANCE AND ONLINE EDUCATION ( CDOE )

Pre-Registration is now open ..!!!

### Programme: **M. B. A. (Online Mode)**

*'Global Career Opportunities at Your Fingertips'*

Fully Online M.B.A. Programme be offered by NAAC 'A++' Accredited State University having National Level 'Category-I' Status.

#### Features of the Online Programme-

- AICTE Approved Programme run by State University.
- Dynamic and Need Based Learning System.
- Interactive Programme through live sessions/ discussion forums.
- Emphasis on Employability Skills and abilities such as interpersonal skills, managerial and administrative skills, analytical and problem-solving skills along with Entrepreneurship skills etc.
- Fully Online System supporting from Admission Process to Awarding the Degree
- Provision for career oriented training and placement assistance.

#### Eligibility:

- Aspirant should have any bachelor's degree from recognised university of a minimum of three years duration with at least 50 percent marks.
- For the reserved category, the minimum percentage is 45 in the graduation

#### Pre-Registration :



For M. B. A. (Online Mode)

Click following Link of Pre-Registration Form

<https://rb.gy/znonxg>

OR Fill the form by Scanning the QR Code-

Contact Details-

<https://online.unishivaji.ac.in>

E-mail : [onlineemba@unishivaji.ac.in](mailto:onlineemba@unishivaji.ac.in)

Phone : 0231-2609451/ 2609452




**Shivaji University, Kolhapur**  
**Examination Section**  
**Circular**

**Important Instructions for Online M.B.A.**

1. Candidates should verify their seat number, exam schedule and subjects on the admit card (hall ticket) before the exam. Also, the instructions updated on the university website should be observed from time to time. Candidates should take a printout of the hall ticket and keep it with them.
2. It should be noted that the use of any kind of book notes, notebooks, mobile phones, scientific calculators, digital diaries or similar devices while giving the online examination is prohibited.
3. Online examinees should ensure good quality internet connection for the examination and close all other portals except the online examination portal and close Instant Messaging Tools (Skype, AIM, MSN Messenger, Any desk, TeamViewer) and e-mail programs.
4. Online examinees should not minimize the exam portal webpage during the exam.
5. Ensure that the laptop/desktop is fully charged and continues power supply is must.
6. The facility of shadow copy and revaluation will not be available for Multiple Choice Question (MCQ) examinations conducted through online mode.
7. No other person shall be present around the examinee during the examination.
8. There must be adequate lighting while giving the exam online.
9. After login by the examinee, the concerned students should verify the information therein.
10. Students appearing for the online examination shall make sure that their Desktop's or Laptop's Operating System is up-to-date, including the webcam.
11. Candidates should not accept any external phone calls on their mobiles while conducting the online examination.

12. Do not try to open/search other apps or browsers during the exam. A note of this movement will be recorded in the software.
13. Updates of antivirus windows, notifications, alerts should be enabled.
14. If you log out for any reason during the exam time, you can login again using your previous login and password credentials.
15. No break can be taken during the examination for any reason.
16. Video guidance regarding examination is available on the university website and candidates should watch it.
17. In case of any query regarding Questions, the students should submit their complaint along with relevant proofs / appropriate documents to Asst Registrar (Appointment Section), Shivaji University via email on [appointment.a@unishivaji.ac.in](mailto:appointment.a@unishivaji.ac.in) within 3 Days from the date of examination held.
18. In case of Any attempt of malpractice / misconduct in examination, the disciplinary action as per university rules , regulations will be initiated against the examinee.

Note : - Students are required to follow any updated rules as they are introduced time to time.



**Director**

**Board of Examinations and Evaluation**

**Reference No: Shivaji University/On Exam/434**

**Date: 24/09/2024**

Copy to: -

- 1) Hon. Director, Centre for Distance and Online Education.
- 2) Hon. Deputy Registrar/Asst. Registrar/Coordinator-All Concerned Departments.
- 3) Co-ordinator, Internet Room for publicity on website.

Dear Learner,

Welcome to Shivaji University!

Please find below your examination login credentials.

**Username - {xxxxxxxxxxx}**

**Password - {xxxxxxxxxxx}**

**Download the Exam application from the below provided link.**

**App Link: <https://d1bwoyukn45wko.cloudfront.net/QurioV3.exe>**

**Note:**

1. Please uninstall any previous application and install the new one from the above link.
2. The Application is only supported by Windows.

**Steps-**

1. Open the Exam Application (**QURIO Client**)
2. Read the Instructions and Click on **"Next"** button
3. Read the System Requirements and Click on **"Next"** button
4. Enter the provided **Username & Password** to Login
5. Capture your **Live Face Photo** in 1st camera window
6. Capture your **ID Proof Photo** in 2nd camera window
7. Click **"Next"** button to Proceed

After Clicking on Next button, the student will get redirected to the Examination page, wherein the Candidate has to click on **"Proceed"** button to start with the exam.

**NOTE:** To start the exam, click on **"Attempt Exam Now"** button (The **"Attempt Exam Now"** button will only appear on the screen at the scheduled exam time)

**Please find below the minimum infrastructure requirements and steps to install the proctored platform and attempt your exams.**

**Minimum Infrastructure Requirements**

- Windows 8 or Windows 10 PC only, i3 Processor, Minimum 4GB RAM.
- Functioning camera, microphone and speakers.

- Uninterrupted Internet connectivity
- If individual student location- Standard 4G bandwidth (10 MBPS)
- If Centre based- 20 MBPS among 50 students
- Application installed on the laptop
- Sufficient light illuminating the student

#### **System Configuration**

- Please uninstall ANY DESK / TEAMVIEWER / SCREEN RECORDER or any other screen recording Software / Apps. Application will not work if such apps/software are installed.
- Once these apps are uninstalled, please reinstall the Qurio App again.
- Check the app for permissions & re-login
- No Third-Party Camera Application
- Uninstall Anti-Virus, If Present

**THANK YOU**



## **CAMERA SETTINGS GUIDELINES**

### **Minimum Infrastructure Requirements**

- **Windows 8 or Windows 10** PC only, **i3 Processor**, Minimum **4GB RAM**.
- Functioning camera, microphone and speakers.
- Uninterrupted Internet connectivity

If individual student location - Standard 4G bandwidth(2MBPS)

If Centre based - 10 MBPS among 50 students

- Application installed on the laptop
- Sufficient light illuminating the student.

## **CAMERA SETTINGS**

### **Camera Settings & Guidelines:**

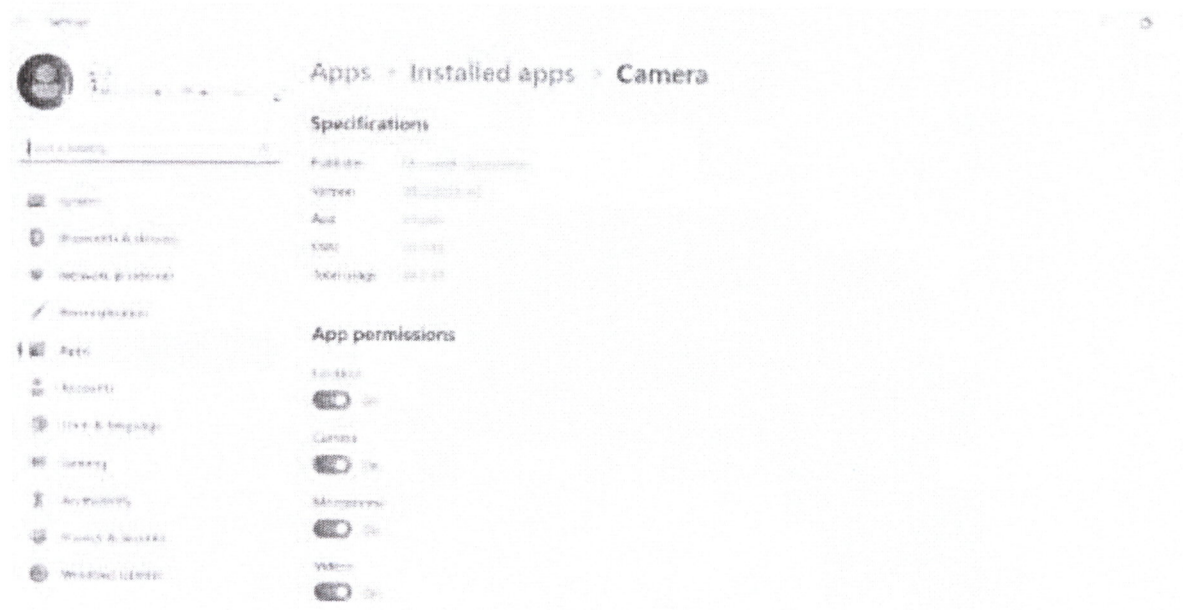
1. Please uninstall **ANY DESK / TEAMVIEWER / SCREEN RECORDER** or any other screen recording Softwares / Apps. Application will not work if such apps/softwares are installed.
2. Once these apps are uninstalled, please reinstall the Qurio App again.
3. Check the app for permissions & re-login.

### **Steps & Screenshots for Camera permissions:**

- 1) Click on windows key >> Search for Camera >> Right click and

click on **App settings**.

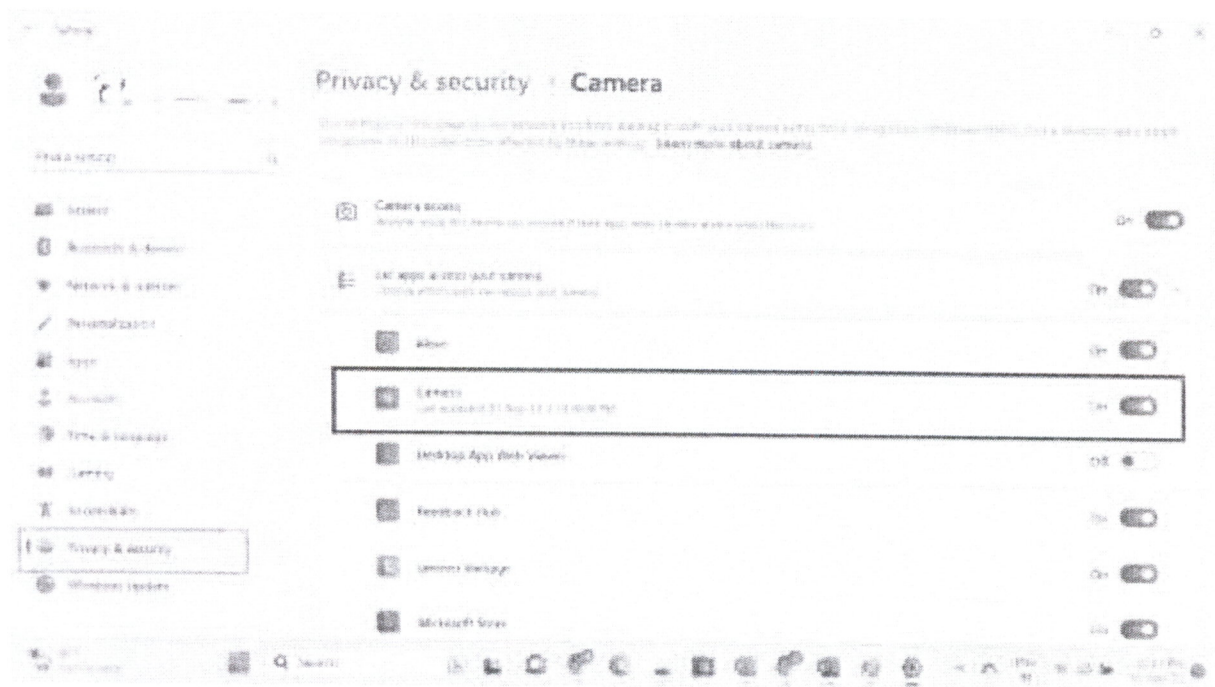
Refer the screenshot & check all permissions are given.



## **CAMERA SETTINGS GUIDELINES**

1) Click on windows key >> Search for **Privacy Settings** and click >> Select **Privacy & Security** >> Under **App permission** – select **Camera**.

Refer to the screenshot to enable the camera.



**Note:** If you are still having trouble opening the Exam application, make sure your drivers are updated.

Thanks & Regards,

**Exam Support Team.**

# SHIVAJI UNIVERSITY, KOLHAPUR

## Final Programme

### Circular No. 03

Feb. 2024 Batch Online MBA

Sept., 2024 Examination to be held in Oct./Nov.-2024

Instructions : Common Instructions as per Circular No: - SU/ON EXAM/434  
Date 24/09/2024.

#### 1. The Proctored Online Examination will be held at: Kolhapur

KOLHAPUR	(197) Centre for Distance and Online Education, Shivaji University, Kolhapur
----------	--

## Course code 7817 Online MBA

### Part 1 Semester - I

Theory Examination on Time  
10.30 AM To 01.30 PM

Date	Day	Code No	Subject
07-10-24	Monday	85736	Management Philosophy
08-10-24	Tuesday	85737	Management Accounting
09-10-24	Wednesday	85738	Business Statistics and Analytics for Decision Making
10-10-24	Thursday	85739	Managerial Economics
11-10-24	Friday	85740	Computer applications for business
14-10-24	Monday	85741	Managerial Skills for Effectiveness
15-10-24	Tuesday	85742	Organizational Behaviour

### IMPORTANT

In case of any Query found in respective Question Paper, student shall communicate the same through Principal/ Senior Supervisor within 3 days from the Date of concerned Question Paper to, Deputy Registrar, Appointment Section, Room no 205, Exam Building No. 1, Shivaji University, Kolhapur 416004

Vidyanagar, Kolhapur

Date- 24/09/24



Director

Board of Examinations and Evaluation.



[illegible]